

The William Hogarth School Performance Data – 2017

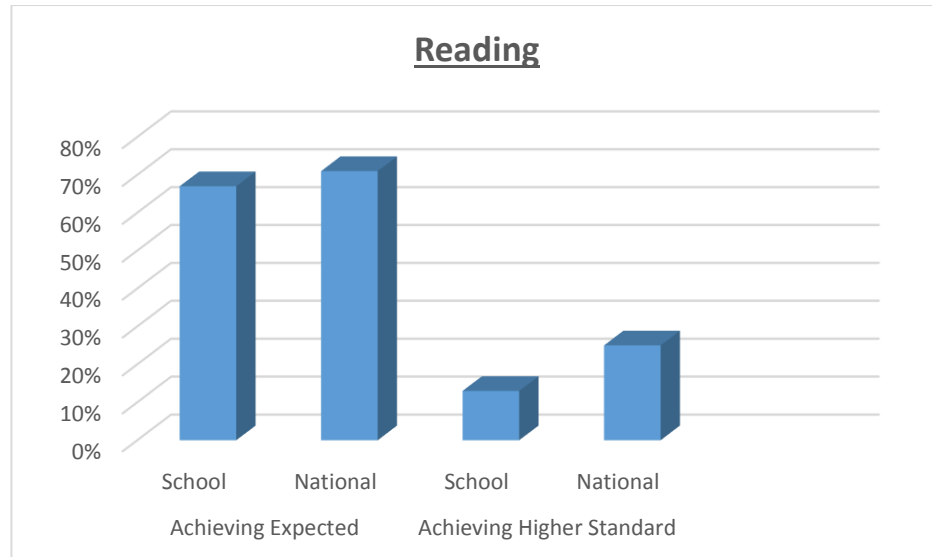


- Teacher assessment against National Curriculum expectations.
- Pupils who have achieved age-related expectations or better.
- Pupils who have made expected or better progress from individual starting points.

KEY STAGE 2

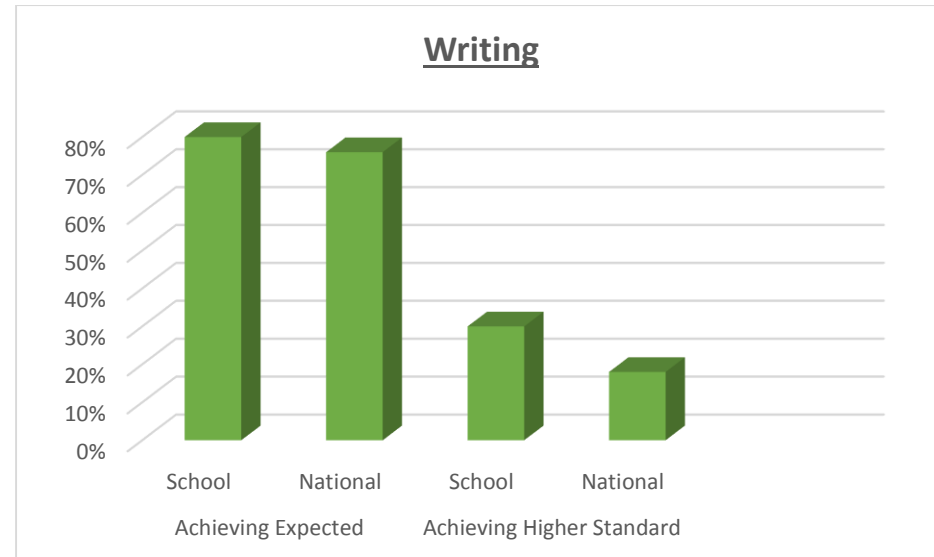
READING

Progress Score	Achieving Expected Standard		Achieving Higher Standard		Average Score	
	School	National	School	National	School	National
1						
Average	67%	71%	13%	25%	102.3	104.1



WRITING

Progress Score	Achieving Expected Standard		Achieving Higher Standard	
	School	National	School	National
5.11				
Well Above Average	80%	76%	30%	18%



The William Hogarth School Performance Data – 2017



- Teacher assessment against National Curriculum expectations.
- Pupils who have achieved age-related expectations or better.
- Pupils who have made expected or better progress from individual starting points.

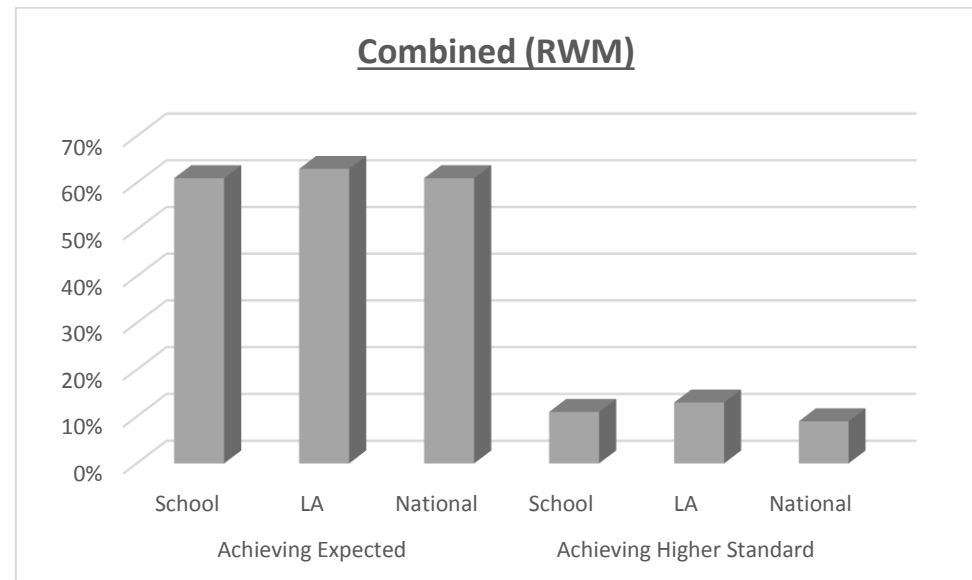
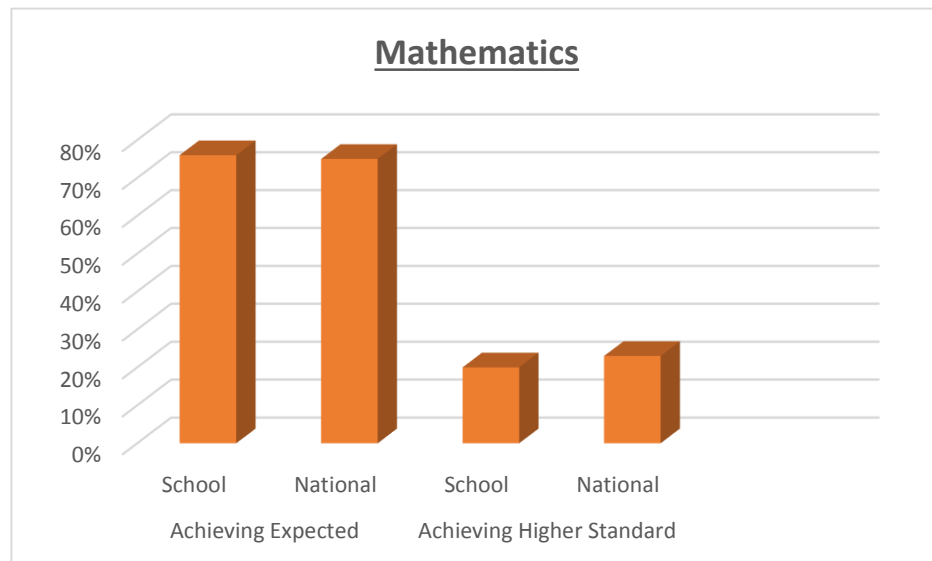
KEY STAGE 2 (cont)

MATHEMATICS

Progress Score	Achieving Expected Standard		Achieving Higher Standard		Average Score	
	School	National	School	National	School	National
2.19	76%	75%	20%	23%	104.4	104.2

COMBINED (R, W, M)

Progress Score	Achieving Expected Standard			Achieving Higher Standard		
	School	LA	National	School	LA	National
5.11	61%	63%	61%	11%	13%	9%



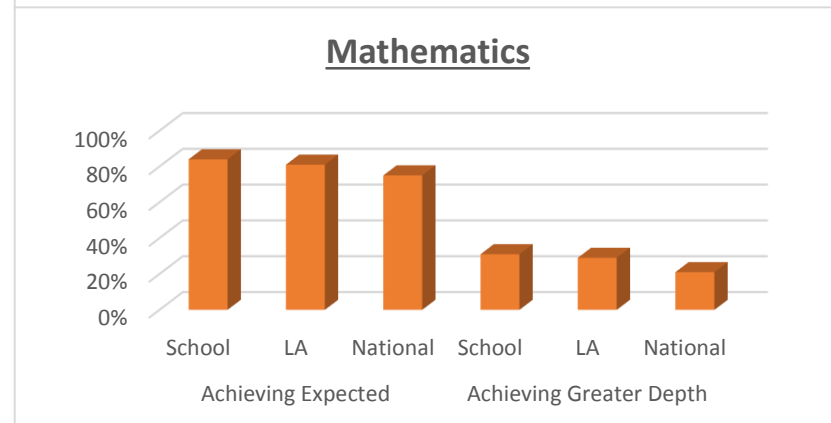
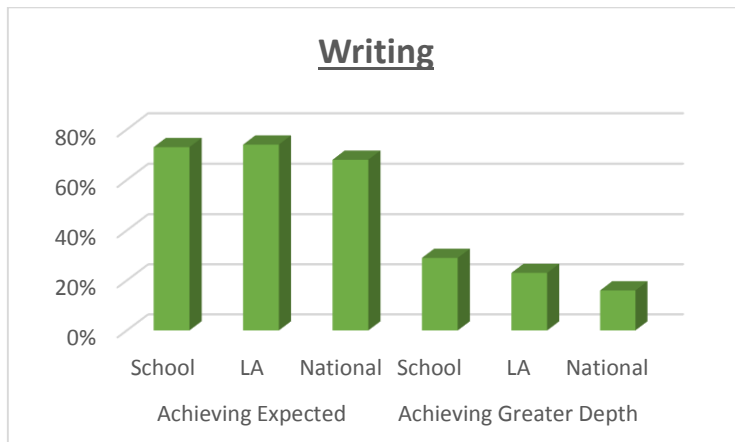
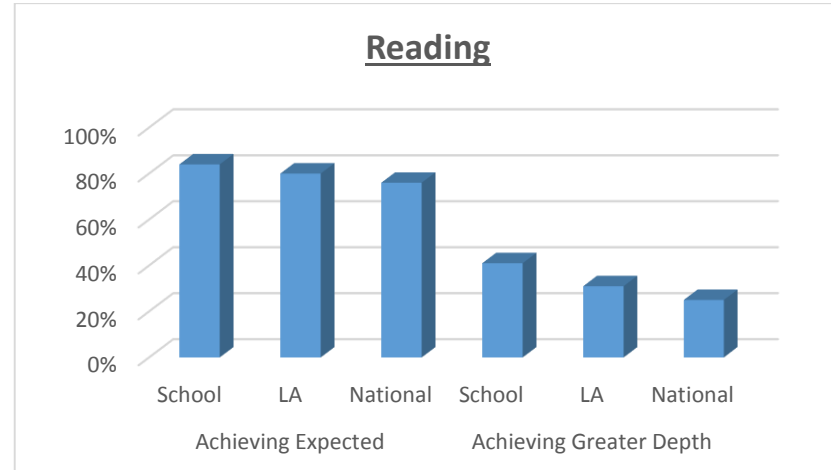
The William Hogarth School Performance Data – 2017



- Teacher assessment against National Curriculum expectations.
- Pupils who have achieved age-related expectations or better.
- Pupils who have made expected or better progress from individual starting points.

KEY STAGE 1

	Achieving Expected Standard			Achieving Higher Standard		
	School	LA	National	School	LA	National
READING	84%	80%	76%	41%	31%	25%
WRITING	73%	74%	68%	29%	23%	16%
MATHEMATICS	84%	81%	75%	31%	29%	21%

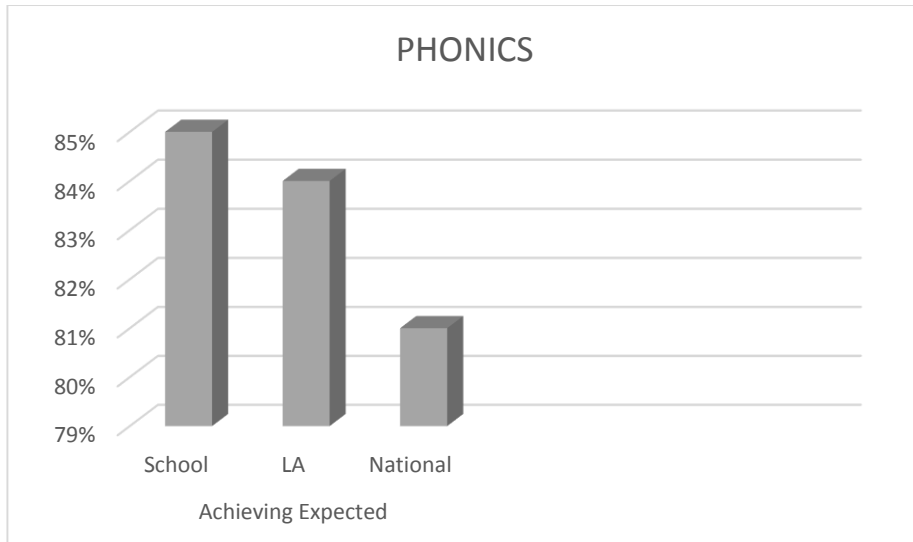


The William Hogarth School Performance Data – 2017



- Teacher assessment against National Curriculum expectations.
- Pupils who have achieved age-related expectations or better.
- Pupils who have made expected or better progress from individual starting points.

PHONICS



	Achieving Expected Standard			Average Score		
	School	LA	National	School	LA	National
READING	85%	84%	81%	32.5%	35%	34%